

# Parallel Explicit Tube Model Predictive Control

Kai Wang, Yuning Jiang, Juraj Oravec, Mario E. Villanueva, Boris Houska

**Abstract**—This paper is about a parallel algorithm for tube-based model predictive control. The proposed control algorithm solves robust model predictive control problems suboptimally, while exploiting their structure. This is achieved by implementing a real-time algorithm that iterates between the evaluation of piecewise affine functions, corresponding to the parametric solution of small-scale robust MPC problems, and the online solution of structured equality constrained QPs. The performance of the associated real-time robust MPC controllers is illustrated by a numerical case study.

## I. INTRODUCTION

During the past two decades, there have been many suggestions on how to increase the robustness of nominal model predictive control schemes by taking external disturbance models into account [20]. An in-depth review of the numerous approaches, for example, based on min-max robust dynamic programming [3], scenario-tree MPC [28], [5], semi-definite programming reformulations [15], uncertainty-affine feedback parameterizations [8], as well as modern Tube MPC formulations [22], [29] would certainly go beyond the scope of this paper. However, we refer to [22] and [12] for review articles of existing robust MPC approaches.

The focus of this paper is on the implementation of real-time algorithms for Tube MPC [22]. Although one could argue that there already exist many efficient real-time algorithms for nominal MPC [4], [10], [19], [30], the same does not hold true for general Tube MPC approaches. Here, one is facing two numerical challenges: firstly, in Tube MPC, one needs to replace the predicted vector-valued state trajectory with a set-valued tube, and, secondly, the optimization variable of the robust MPC problem is in general a feedback law. In the past, several suggestions have been made on how to overcome these challenges. For example, rigid tube parameterizations [20] use affine feedback laws together with polytopic tubes of constant cross-sections. Other tube parameterizations include so-called homothetic [25], [24] and elastic tubes [26], which are typically based on polytopic sets, as well as ellipsoidal parameterizations [29].

Many numerical solution methods for MPC use online optimization methods represent the feedback law implicitly, as the solution of a parametric optimization problem that may either be evaluated exactly or approximately [4]. In contrast to this, explicit MPC methods attempt to move

the computational burden of MPC into an offline routine that works out an explicit solution map of a parametric QP or LP [2]. Notice that both types of real-time MPC methods can—depending on the problem size—achieve run-times in the milli- and microsecond range [19], [10]. The explicit MPC approach eventually outperforms the online approaches, as long as the solution map consists of a not too large number of regions [17]. However, the worst-case complexity of the explicit solution map grows exponentially with the number of constraints in the problem. Online solvers tend to perform better as soon as one attempts to solve MPC problems for larger systems.

In the context of Tube MPC, the question of whether to use explicit or online MPC methods, needs to be addressed independently of the nominal case. In fact, explicit robust MPC can be surprisingly efficient, as an empirical observation is that robust controllers are often characterized by smaller feasible sets—which can lead to a smaller number regions of the explicit solution map [1], [16]. Nevertheless, at the same time, it must be clear that these robust Explicit MPC controllers are affected by the same curse of dimensionality as nominal Explicit MPC. In contrast to this, online real-time Tube MPC algorithms [32], [31], have the potential to scale-up to larger problems. For example, in [13] a Tube MPC problem for a quadcopter with 10 states has been implemented.

This paper introduces a real-time algorithms for solving Tube MPC problems for uncertain linear systems with polytopic constraints. The controller is based on a parallelizable model predictive control algorithm [21], [14] and alternates between the evaluation of precomputed piecewise affine maps and solving an equality constrained quadratic program. The resulting algorithm yields a controller with recursive feasibility, constraint satisfaction and asymptotic stability guarantees in the presence of bounded disturbances.

Section II introduces the Tube MPC problem. Section III introduces a parallel Explicit MPC algorithm and establishes a robust asymptotic stability result. Section IV presents a comparisons between Explicit MPC, the proposed approach and conventional online solvers for a benchmark case-study. Section V concludes the paper.

**Notation** The sets of non-negative and positive integers are denoted by  $\mathbb{N}$  and  $\mathbb{N}_+$ , respectively. The Minkowski sum and Pontryagin difference of two sets  $\mathbb{Y}, \mathbb{Z} \subset \mathbb{R}^n$  is denoted by

$$\begin{aligned} \mathbb{Y} \oplus \mathbb{Z} &= \{y + z \mid y \in \mathbb{Y}, z \in \mathbb{Z}\} \\ \text{and } \mathbb{Y} \ominus \mathbb{Z} &= \{y \mid \{y\} \oplus \mathbb{Z} \subset \mathbb{Y}\}, \end{aligned}$$

respectively. The sets of symmetric positive semidefinite and positive definite matrices are denoted by  $\mathbb{S}_+^n$  and  $\mathbb{S}_{++}^n$ .

K. Wang, Y. Jiang, M. E. Villanueva and B. Houska are with School of Information Science and Technology, ShanghaiTech University, Shanghai, China. {wangkail, jiangyn, meduardov, bhouska}@shanghaitech.edu.cn

J. Oravec is with Faculty of Chemical and Food Technology, Slovak University of Technology in Bratislava, Slovak Republic. {juraj.oravec@stuba.sk}

## II. PROBLEM STATEMENT

This paper considers uncertain control systems of the form

$$x_{k+1} = Ax_k + Bu_k + w_k, \quad (1)$$

with given matrices  $A \in \mathbb{R}^{n_x \times n_x}$  and  $B \in \mathbb{R}^{n_x \times n_u}$ . Here,  $x_k \in \mathbb{R}^{n_x}$  and  $u_k \in \mathbb{R}^{n_u}$  denote the state and control vectors at time  $k$ , while  $w_k \in \mathbb{R}^{n_x}$  is the disturbance vector. The disturbance is assumed to take values in a compact set  $\mathbb{W} \subset \mathbb{R}^{n_w}$ . The states and controls are required to satisfy hard constraints of the form

$$\forall k \in \mathbb{N}, \quad x_k \in \mathbb{X} \quad \text{and} \quad u_k \in \mathbb{U}, \quad (2)$$

for given closed set  $\mathbb{X} \subset \mathbb{R}^{n_x}$  and compact set  $\mathbb{U} \subset \mathbb{R}^{n_u}$ .

**Assumption 1** *The state constraint set  $\mathbb{X}$  is a convex polyhedron, and the control constraint set  $\mathbb{U}$  as well as the disturbance set  $\mathbb{W}$  are convex polytopes. In addition, they all contain the origin in their interior.*

### A. Rigid Robust Forward Invariant Tubes

Tube MPC controllers use the following definition [20].

**Definition 1** *A sequence  $X = (X_0, X_1, \dots)$  of compact sets is called a robust forward invariant tube for (1), if there exists a feedback law  $\mu : \mathbb{N} \times \mathbb{R}^{n_x} \rightarrow \mathbb{U}$  such that the state of the closed-loop system*

$$\forall k \in \mathbb{N}, \quad x_{k+1} = Ax_k + B\mu(k, x_k) + w_k$$

*satisfies  $x_{k'} \in X_{k'}$  whenever  $x_k \in X_k$ , for all  $k' \geq k$ , regardless of the disturbance sequence.*

We write the state as  $x_k = q_k + z_k$  and introduce the linear feedback law  $\mu(k, x_k) = v_k + K(x_k - q_k)$ . Here,  $q_k \in \mathbb{R}^{n_x}$  denotes the nominal (disturbance-free) component such that

$$q_{k+1} = Aq_k + Bv_k \quad (3)$$

with control input  $v_k \in \mathbb{R}^{n_u}$ . Thus,  $z_k \in \mathbb{R}^{n_x}$  denotes the local error component satisfying

$$z_{k+1} = (A + BK)z_k + w_k. \quad (4)$$

Let  $Z$  denote a pre-computed robust invariant set for the local error dynamics. A rigid RFITs is a set sequence of the form  $X_k = \{q_k\} \oplus Z$ , together with associated control tubes  $U_k = \{v_k\} \oplus KZ \subset \mathbb{R}^{n_u}$ , such that  $X$  is a robust forward invariant by construction.

### B. Tube-Based Model Predictive Control

Rigid Tube MPC methods proceed by solving receding-horizon optimal control problems of the form<sup>1</sup>

$$V(x_0) = \min_{q,v} \sum_{k=0}^{N-1} \ell(q_k, v_k) + m(q_N) \quad (5)$$

$$\text{s.t.} \quad \begin{cases} \forall k = 0, \dots, N-1 \\ q_{k+1} = Aq_k + Bv_k \\ q_k \in \mathbb{X} \ominus Z, v_k \in \mathbb{U} \ominus KZ \\ q_N \in \mathbb{X}_T, x_0 \in \{q_0\} \oplus Z, \end{cases}$$

<sup>1</sup>For polytopic sets  $Y \subset \mathbb{R}^n$  and  $V \subset \mathbb{R}^m$  together with a matrix  $M \in \mathbb{R}^{n \times m}$ , the relation  $\{y\} \oplus MV \subset Y \iff y \in Y \ominus MV$  holds.

with  $x_0 \in \mathbb{R}^{n_x}$  denoting the current measurement. The stage and terminal costs are given by

$$\ell(q, v) = q^T Q q + v^T R v \quad \text{and} \quad m(q) = q^T P q,$$

respectively, with  $P, Q \in \mathbb{S}_{++}^{n_x}$  and  $R \in \mathbb{S}_{++}^{n_u}$ . We denote the parametric solution map of (5) by  $q^*(x_0)$  and  $v^*(x_0)$ .

**Assumption 2** *The terminal constraint set  $\mathbb{X}_T$  and the matrices  $P \in \mathbb{R}^{n_x \times n_x}$ ,  $K \in \mathbb{R}^{n_u \times n_x}$  are such that*

- 1) *the inclusions  $(A + BK)\mathbb{X}_T \subset \mathbb{X}_T$ ,  $\mathbb{X}_T \subset \mathbb{X} \ominus Z$ , and  $K\mathbb{X}_T \subset \mathbb{U} \ominus KZ$  hold.*
- 2)  *$m((A + BK)q) + \ell(q, Kq) \leq m(q)$ , for all  $q \in \mathbb{X}_T$ .*

Finally, the rigid tube MPC feedback law is given by

$$u^*(x_0) = v^*(x_0) + K(x_0 - q_0^*(x_0)).$$

### C. Recursive Feasibility and Asymptotic Stability

As a consequence of Assumptions 1 and the positive definiteness of  $P, Q$  and  $R$ , (5) is a strictly convex quadratic program. If Assumption 2 holds,  $\mathbb{X}_T$  is a positive invariant set for the nominal dynamics and  $x_0 \in \mathbb{X}_T$  implies  $(A + BK)q_N^*(x_0) \in \mathbb{X}_T$ . Together with the invariance property of  $Z$  this implies that the inclusion

$$(A + BK)q_N^*(x_0) + (A + BK)z + w \in \mathbb{X}_T \oplus Z$$

holds for all  $(z, w) \in Z \times \mathbb{W}$ . Recursive feasibility of the Tube MPC scheme now follows from the inclusions  $\mathbb{X}_T \oplus Z \subset \mathbb{X}$  and  $K\mathbb{X}_T \oplus KZ \subseteq \mathbb{U}$ . Similarly, the second part of Assumption 2 together with the invariance property of  $Z$  guarantee a strict decrease of the objective along the closed-loop trajectory [20].

## III. REAL-TIME TUBE MPC

In this section, we propose a real-time algorithm to approximately solve (5). First, let us introduce the vectors

$$y_k = [q_k^T \ v_k^T]^T, \quad k = 0, \dots, N-1$$

and  $y_N = q_N$  together with their associated constraint sets

$$\mathbb{Y}_0 = \left\{ y_0 \mid \begin{array}{l} x_0 \in \{q_0\} \oplus Z \\ q_0 \in \mathbb{X} \ominus Z, v_0 \in \mathbb{U} \ominus KZ \\ Aq_0 + Bv_0 \in \mathbb{X} \ominus Z \end{array} \right\}$$

$$\mathbb{Y}_k = \left\{ y_k \mid \begin{array}{l} q_k \in \mathbb{X} \ominus Z, v_k \in \mathbb{U} \ominus KZ \\ Aq_k + Bv_k \in \mathbb{X} \ominus Z \end{array} \right\}$$

and  $\mathbb{Y}_N = \{y_N \mid q_N \in \mathbb{X}_T\}$ , as well as the shorthand

$$J(y) = \sum_{k=0}^N J_k(y_k).$$

Now, (5) is equivalent to

$$V(x_0) = \min_y J(y), \quad (6)$$

$$\text{s.t.} \quad \begin{cases} \forall k \in \{0, \dots, N-2\} \\ Dy_{k+1} - Cy_k = 0 \quad | \lambda_{k+1} \\ y_N - Cy_{N-1} = 0 \quad | \lambda_N \\ y_k \in \mathbb{Y}_k, y_{N-1} \in \mathbb{Y}_{N-1}, y_N \in \mathbb{Y}_N. \end{cases}$$

---

**Algorithm 1** Real-time Parallel Robust MPC

---

**Initialization:**

Initial guesses  $y^1 = [y_0^1, \dots, y_N^1]$  and  $\lambda^1 = [\lambda_1^1, \dots, \lambda_N^1]$ .

**Online:**

- 1) Wait for new measurement  $x_0$  and compute

$$f^1 = J(y^1) + J^*(\lambda^1).$$

Here,  $J^*(\lambda^1)$  denotes the convex conjugate of  $J$ ,

$$J^*(\lambda) = \max_y -J(y) + \sum_{k=1}^{N-1} (D^\top \lambda_k - C^\top \lambda_{k+1}) y_k - \lambda_1^\top C y_0 + \lambda_N^\top y_N.$$

If  $f^1 \geq \gamma^2 x_0^\top Q x_0$ , rescale

$$y^1 \leftarrow y^1 \sqrt{\frac{\gamma^2 x_0^\top Q x_0}{f^1}} \quad \text{and} \quad \lambda^1 \leftarrow \lambda^1 \sqrt{\frac{\gamma^2 x_0^\top Q x_0}{f^1}}.$$

- 2) For  $j = 1 \rightarrow \bar{m}$  do

- a) Compute  $\xi^j = (\xi_0^j, \xi_1^j, \dots, \xi_N^j)$  using (8).  
b) Compute  $(y^{j+1}, \Delta^j)$  using (9) and set

$$\lambda^{j+1} \leftarrow \lambda^j + \Delta^j.$$

**End**

- 3) Send the input  $[0 \ I] \xi_0^{\bar{m}} + K(x_0 - D \xi_0^{\bar{m}})$  to the real process.  
4) Set  $y^1 \leftarrow [y_1^{\bar{m}}, \dots, y_N^{\bar{m}}, 0]$ ,  $\lambda^1 \leftarrow [\lambda_2^{\bar{m}}, \dots, \lambda_N^{\bar{m}}, 0]$ , go to Step 1.
- 

with stage costs

$$J_k(y_k) = \ell(q_k, v_k) \quad \text{for } k = 0, 1, \dots, N-1,$$

and  $J_N(y_N) = m(q_N)$  as well as matrices  $C = [A \ B]$  and  $D = [I \ 0]$ . Here,  $\lambda$  denotes the Lagrangian multiplier of the dynamic equation.

**A. Parallel Tube-based MPC Algorithm**

Algorithm 1, computes an approximate solution of (6). The algorithm is based on the Augmented Lagrangian Alternating Direction Inexact Newton method (ALADIN) [11], tailored for solving MPC problems in real-time [21], [14]. As discussed in [14], Step 1) rescales  $y^1$  and  $\lambda^1$  with parameter  $\gamma > 0$  satisfying the following assumption.

**Assumption 3** The constant  $\gamma$  at Step 1) of Algorithm 1 satisfies

$$J(y^*) + J^*(\lambda^*) \leq \gamma^2 x_0^\top Q x_0.$$

Here, the optimal value  $J(y^*)$  and  $J^*(\lambda^*)$  can be precomputed. This rescaling step prevents the shifted initialized guesses in Step 4) from being far away from the origin. Step 2) is the main step of Algorithm 1, which include two substeps. Step 2.a) solves an augmented Lagrangian optimization problem

$$\xi^j = \operatorname{argmin}_{\xi \in \mathbb{Y}} J(\xi) + (G^\top \lambda^j)^\top \xi + (\xi - y^j)^\top H (\xi - y^j). \quad (7)$$

Here,  $\mathbb{Y} = \mathbb{Y}_0 \times \mathbb{Y}_1 \times \dots \times \mathbb{Y}_N$ ,

$$H = \nabla^2 J(y), \quad G = \begin{pmatrix} -C & D & & 0 \\ & -C & D & \\ & & \ddots & \ddots \\ 0 & & & -C & I \end{pmatrix}.$$

Notice that (7) has a completely separable structure and  $\xi^j = (\xi_0^j, \xi_1^j, \dots, \xi_N^j)$  can be computed via

$$\begin{aligned} \xi_0^j &= \operatorname{argmin}_{\xi \in \mathbb{Y}_0} J_0(\xi) - (C^\top \lambda_1^j)^\top \xi + J_0(\xi - y_0^j) \\ \xi_k^j &= \operatorname{argmin}_{\xi \in \mathbb{Y}_k} J_k(\xi) + (D^\top \lambda_k^j - C^\top \lambda_{k+1}^j)^\top \xi + J_k(\xi - y_k^j) \\ \xi_N^j &= \operatorname{argmin}_{\xi \in \mathbb{Y}_N} J_N(\xi) + (\lambda_N^j)^\top \xi + J_N(\xi - y_N^j). \end{aligned} \quad (8)$$

with  $k \in \{1, \dots, N-1\}$ .

In Step 2.b), the next iterate for the primal variables and the increment for the dual variables is obtained by solving

$$\begin{aligned} y^{j+1} &= \operatorname{argmin}_y \sum_{k=0}^N J_k(y_k - 2\xi_k^j + y_k^j) \\ \text{s.t.} & \begin{cases} \forall k \in \{0, \dots, N-2\} \\ Dy_{k+1} - Cy_k = 0 & | \Delta_{k+1}^j \\ y_N - Cy_{N-1} = 0 & | \Delta_N^j. \end{cases} \end{aligned} \quad (9)$$

This coupled QP can be interpreted as an unconstrained Linear Quadratic Regulator (LQR) problem tracking a weighted average of the solution of (7) and the previous iterate  $y^j$  [14]. In the following, we denote the suboptimal solutions from Step 2) by  $q_0^j(x_0) = [I \ 0] \xi_0^{\bar{m}}$  and  $v_0^j(x_0) = [0 \ I] \xi_0^{\bar{m}}$ .

**B. Recursive Feasibility**

Despite the fact that the rigid Tube MPC controller is recursively feasible by design, one may ask if this property could get lost if (5) is not solved to optimality. As it turns out, a suboptimal solution computed with Algorithm 1 preserves this property as long as the following assumption holds.

**Assumption 4** We assume that the state constraint set  $\mathbb{X}$  is robust control invariant.

This is a result of the construction of the constraint sets  $\mathbb{Y}_k$  used in the decoupled problems. In particular, as the constraint  $Aq_0 + Bv_0 \in \mathbb{X} \ominus Z$  is enforced and

$$v_0^j(x_0) + K(x_0 - q_0^j(x_0))$$

is sent to the process, we have that the closed-loop system satisfies

$$x_0^+ = Ax_0 + Bv_0^j(x_0) + BK(x_0 - q_0^j(x_0)) + w \in \mathbb{X} \quad (10)$$

for all  $w \in \mathbb{W}$ . Using the invariance properties of  $Z$  and  $\mathbb{X}_T$  and Assumption 4, a recursive feasibility argument can be constructed along the lines of [20].

### C. Asymptotic Stability of Algorithm 1

This section analyzes robust stability of the proposed closed loop scheme. In Proposition 3 in [20] it has been shown that the value function  $V$  satisfies the inequality,

$$V(x_1^*) \leq V(x_0) - J_0(y_0^*(x_0)) \quad (11)$$

with

$$x_1^* = Ax_0 + B(v_0^*(x_0) + K(x_0 - q_0^*(x_0))) + w_0$$

as long as Assumption 1 and 2 hold and Problem (5) is feasible for the initial state  $x_0$ . In order to simplify the notations, we use  $y^*$  to denote  $y^*(x_0)$ . Now, we have

$$V(x_0^+) \leq V(x_0) - (J_0(y_0^*) - V(x_0^+) + V(x_1^*)) \quad (12)$$

with

$$x_0^+ = Ax_0 + B(v_0^o(x_0) + K(x_0 - q_0^o(x_0))) + w_0,$$

that is,  $V$  is a Lyapunov function as long as

$$J_0(y_0^*) - V(x_0^+) + V(x_1^*) \geq \alpha J_0(y_0^*), \quad (13)$$

for a constant  $\alpha > 0$ . Next, we use that

$$\begin{aligned} & J(y^{j+1} - y^*) + J^*(\lambda^{j+1} - \lambda^*) \\ & \leq \kappa (J(y^j - y^*) + J^*(\lambda^j - \lambda^*)) \end{aligned} \quad (14)$$

with a constant  $0 < \kappa < 1$ , which has been shown in Theorem 1 of [14]. A proof of the following lemma can be found in [14], too.

**Lemma 1** *Let Assumption 1 hold, Problem (5) is a strongly convex parametric QP such that the value function  $V$  satisfies*

$$|V(x_0^+) - V(x_1^*)| \leq \eta \|x_0^+ - x_1^*\|_Q + \frac{\tau}{2} \|x_0^+ - x_1^*\|_Q^2. \quad (15)$$

with  $\eta, \tau > 0$ .

Now, the main idea for deriving a stability statement for Algorithm 1 is to show that the real-time approximation

$$x_1^* \approx x_0^+$$

of the optimal next state is sufficiently accurate to still ensure descent of the Lyapunov function. In order to bound the corresponding error term, the following technical result is needed.

**Lemma 2** *Let Assumption 1, 2 and 3 hold. There exists a constant  $\sigma > 0$  such that the iterate  $x_0^+$  satisfies the inequality*

$$\|x_0^+ - x_1^*\|_Q^2 \leq \sigma \kappa^{\bar{m}} J_0(y_0^*). \quad (16)$$

*Proof.* Firstly, the equation

$$x_0^+ - x_1^* = \mathcal{P}(\xi^{\bar{m}} - y^*) \quad (17)$$

holds with  $\mathcal{P} = [-BK, B, 0, \dots, 0]$ . Because the Algorithm 1 converges globally with linear rate [14], there exists a constant  $\tilde{\sigma} > 0$  such that

$$\|\xi^{\bar{m}} - y^*\|^2 \leq \tilde{\sigma} \kappa^{\bar{m}} (J(y^1 - y^*) + J^*(\lambda^1 - \lambda^*)).$$

Now, Assumption 3, the rescaling step in Algorithm 1, and (17) imply that there must exist a constant  $\sigma > 0$  such that

$$\|x_0^+ - x_1^*\|_Q^2 \leq \sigma \kappa^{\bar{m}} J_0(y_0^*), \quad (18)$$

which is the statement of this lemma.  $\square$

The main stability properties of Algorithm 1 can now be summarized as follows.

**Theorem 1** *Let Assumption 1, 2 and 3 hold, if the number of inner loops in Step 2) of Algorithm 1 satisfies*

$$\bar{m} \geq 2 \frac{\log(\eta\sqrt{\sigma} + \frac{\tau\sigma}{2})}{\log(1/\kappa)}, \quad (19)$$

*Algorithm 1 yields an asymptotically stable closed-loop controller.*

*Proof.* From inequalities (15) and (16) in Lemma 2, we have

$$\begin{aligned} & |V(x_0^+) - V(x_1^*)| \\ & \leq \left[ \eta\sqrt{\sigma} + \frac{\tau\sigma}{2} \right] \kappa^{\frac{\bar{m}}{2}} J(y_0^*). \end{aligned} \quad (20)$$

Now, the inequality (19) in Theorem 1 follows directly from (20). By combining Lyapunov descent condition (13) and (20), we have that  $V$  can be used as a Lyapunov function that proves local asymptotic stability [27] with

$$\alpha = 1 - \left[ \eta\sqrt{\sigma} + \frac{\tau\sigma}{2} \right] \kappa^{\frac{\bar{m}}{2}} > 0. \quad \square$$

Notice that the statement of the above theorem implies that the set  $Z$  is robustly stable. This result follows immediately from Theorem 1 in [20].

## IV. NUMERICAL CASE STUDY

We consider an uncertain control system of the form [20]

$$x_{k+1} = \begin{pmatrix} 1 & 1 \\ 0 & 1 \end{pmatrix} x_k + \begin{pmatrix} 0.5 \\ 1 \end{pmatrix} u_k + w_k,$$

with initial value  $x_0^T = -(7, 2)$ . Here, the disturbance is assumed to take values on the set  $\mathbb{W} = \{w \mid \|w\|_\infty \leq 0.1\}$ . The state and control constraints are given by the sets

$$\mathbb{X} = \{x \mid [0 \ 1]x \leq 2\} \quad \text{and} \quad \mathbb{U} = \{u \mid |u| \leq 1\},$$

The matrices for the stage and terminal costs are given by  $Q = I$ ,  $R = 0.1$ ,  $K = -(0.62, 1.27)$  and

$$P = \begin{pmatrix} 2.06 & 0.60 \\ 0.60 & 1.40 \end{pmatrix}.$$

Here,  $P$  and  $K$  were computed as the solution of an algebraic Riccati equation yielding the optimal LQR controller for the nominal system. The set  $Z$  was computed using Algorithm 1 in [23] such that

$$Z_\infty \subseteq Z \subseteq Z_\infty \oplus \{x \mid \|x\|_\infty \leq 10^{-4}\},$$

where  $Z_\infty$  denotes the minimal robust positive invariant set for the local error dynamics (4). Likewise, the set  $\mathbb{X}_T$

was chosen as the maximal positively invariant set for the nominal dynamics (3), and computed according to Algorithm 3.2 in [7]. It is easy to check that with this construction, Assumption 2 is satisfied.

In order to perform comparisons, rigid Tube-based MPC controllers with horizons  $N = 10, 20, \dots, 100$  were implemented based on solving (5) 1) explicitly, 2) online using a centralized QP solver, and 3) online using Algorithm 1. All the algorithms in this section were implemented in MATLAB R2019a on a Windows 10 personal computer with an i7 3.6 GHz and 16 GB of RAM. Polyhedral computations and the explicit solution of quadratic programs were done using the Multi-Parametric Toolbox (MPT v3.2.1) [9] through the YALMIP interface (R20181012) [18]. The online centralized Tube MPC controller was implemented using the qpOASES solver [6] with hot-start option after condensing.

The following table shows the number of regions for the solution of problem (5) for increasing time horizons. As expected, both the number of regions as well as the

$N$	number of regions	memory [KB]
10	1648	174
20	5312	1028
30	11050	3108
50	25160	11500
70	42700	27066

memory requirements grow very fast as  $N$  increases. On the other hand, the memory requirements needed for the solution of (8) in Algorithm 1 is 36 kB (corresponding to 465 critical regions), irrespective of the horizon length  $N$ .

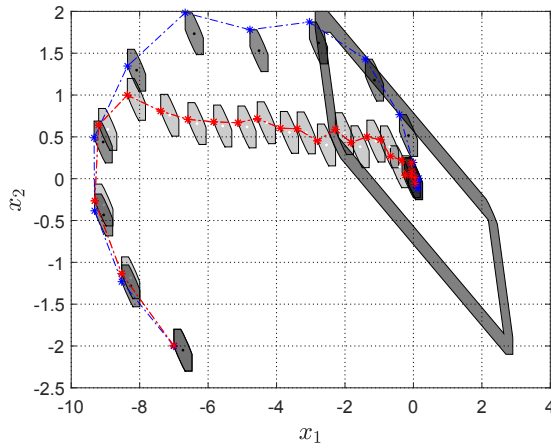


Fig. 1. Closed-loop simulation for rigid Tube MPC ( $N = 20$ ) scheme using Algorithm 1. Rigid RFITs computed with  $\bar{m} = 2$  are shown in light gray, while those computed with  $\bar{m} = 5$  are shown in darker gray. The closed loop trajectories computed with  $\bar{m} = 2$  and  $\bar{m} = 5$  are shown in red and blue, respectively. The terminal set  $\mathbb{X}_T$  is depicted in white and  $\mathbb{X}_T \oplus Z$  in dark gray.

Figure 1 shows a closed-loop simulation based on the rigid tube MPC with Algorithm 1 (with  $N = 20$ ) for  $\bar{m} = 2$  (red line for state, light gray for the tube) and  $\bar{m} = 5$  (blue line for state, darker gray for the tube).

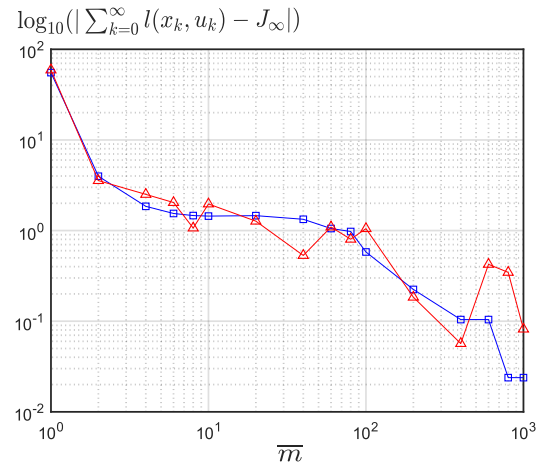


Fig. 2. Closed-loop performance degradation for Algorithm 1 with respect to the optimal cost  $J_\infty$ . The blue line with square markers denotes the performance loss for  $w = 0$ , while the red line with triangular markers denotes the same for process noise.

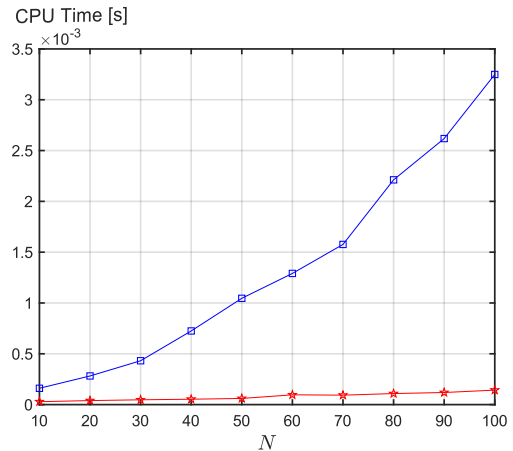


Fig. 3. Online computational time for the rigid Tube MPC controller as a function of  $N$  for qpOASES (blue line with square markers) and Algorithm 1 with  $\bar{m} = 5$  (red line with star markers).

Figure 2 shows the performance loss for the same controller with respect to the optimal cost  $J_\infty$  as  $\bar{m}$  increases. It is easy to see that in the absence of uncertainty (blue line with square markers), the performance loss tends to zero. Finally, we compared the performance of Algorithm 1 with qpOASES. Figure 3 shows this comparison in terms of CPU time vs  $N$ . For short horizons, the CPU time is comparable (for  $N = 10$  qpOASES requires  $150 [\mu\text{s}]$ , while Algorithm 1 requires  $28 [\mu\text{s}]$ ). It is also clear that as  $N$  increases, the computational time for the online solver grows faster than that of Algorithm 1. For example, for  $N = 100$  qpOASES takes  $3 [\text{ms}]$ , while Algorithm 1 needs  $0.14 [\text{ms}]$  per real-time iteration only.

## V. CONCLUSION

This paper has introduced a real-time implementation of rigid Tube MPC for discrete-time linear systems with additive uncertainty and polytopic state, control and un-

certainty constraints. The implementation is based on a parallelizable MPC scheme and requires, at each time step, the evaluation of precomputed piecewise affine maps and a linearly constrained quadratic program. The Tube MPC problem is solved suboptimally, but the algorithm maintains guarantees in terms of recursive feasibility, robust constraint satisfaction, and robust asymptotic stability. The approach has been illustrated on a case study where comparisons were made with both Explicit MPC implementations as well as auto generated online QP solvers.

## ACKNOWLEDGMENTS

All authors were supported via a bilateral grant between China and Slovakia (SK-CN-2017-PROJECT-6558, APVV SK-CN-2017-0026), KW, YJ, MEV, and BH acknowledge financial support via ShanghaiTech U. Grant F-0203-14-012. JO thanks the Scientific Grant Agency of the Slovak Republic for financial support, grants 1/0112/16, 1/0585/19, and the Slovak Research and Dev. Agency, APVV-15-0007.

## REFERENCES

- [1] A. Bemporad, F. Borrelli, and M. Morari. Robust model predictive control: Piecewise linear explicit solution. In *2001 European Control Conference (ECC)*, pages 939–944. IEEE, 2001.
- [2] A. Bemporad, M. Morari, V. Dua, and E. Pistikopoulos. The explicit linear quadratic regulator for constrained systems. *Automatica*, 38(1):3–20, Jan. 2002.
- [3] M. Diehl and J. Bjornberg. Robust dynamic programming for min-max model predictive control of constrained uncertain systems. *IEEE Transactions on Automatic Control*, 49(12):2253–2257, 2004.
- [4] M. Diehl, H. G. Bock, J. P. Schlöder, R. Findeisen, Z. Nagy, and F. Allgöwer. Real-time optimization and nonlinear model predictive control of processes governed by differential-algebraic equations. *Journal of Process Control*, 12(4):577–585, 2002.
- [5] S. Engell. Online optimizing control: The link between plant economics and process control. In *10th International Symposium on Process Systems Engineering*, volume 27, pages 79–86. Elsevier, 2009.
- [6] H. Ferreau, C. Kirches, A. Potschka, H. Bock, and M. Diehl. qpOASES: A parametric active-set algorithm for quadratic programming. *Mathematical Programming Computation*, 6(4):327–363, 2014.
- [7] E. G. Gilbert and K. T. Tan. Linear systems with state and control constraints: The theory and application of maximal output admissible sets. *IEEE Transactions on Automatic control*, 36(9):1008–1020, 1991.
- [8] P. J. Goulart, E. C. Kerrigan, and J. M. Maciejowski. Optimization over state feedback policies for robust control with constraints. *Automatica*, 42(4):523–533, 2006.
- [9] M. Herceg, M. Kvasnica, C. Jones, and M. Morari. Multi-Parametric Toolbox 3.0. In *Proc. of the European Control Conference*, pages 502–510, Zürich, Switzerland, July 17–19 2013.
- [10] B. Houska, H. J. Ferreau, and M. Diehl. An auto-generated real-time iteration algorithm for nonlinear MPC in the microsecond range. *Automatica*, 47(10):2279–2285, 2011.
- [11] B. Houska, J. Frasch, and M. Diehl. An augmented lagrangian based algorithm for distributed nonconvex optimization. *SIAM Journal on Optimization*, 26(2):1101–1127, 2016.
- [12] B. Houska and M. Villanueva. Robust optimization for MPC. In S. Raković and W. Levine, editors, *Handbook of Model Predictive Control*, pages 413–443. Birkhäuser, Cham, 2019.
- [13] H. Hu, X. Feng, R. Quirynen, M. E. Villanueva, and B. Houska. Real-time tube MPC applied to a 10-state quadrotor model. In *2018 Annual American Control Conference (ACC)*, pages 3135–3140. IEEE, 2018.
- [14] Y. Jiang, J. Oravec, B. Houska, and M. Kvasnica. Parallel explicit model predictive control. *arXiv preprint*, 2019.
- [15] M. V. Kothare, V. Balakrishnan, and M. Morari. Robust constrained model predictive control using linear matrix inequalities. *Automatica*, 32(10):1361–1379, 1996.
- [16] K. I. Kouramas, C. Panos, N. P. Faísca, and E. N. Pistikopoulos. An algorithm for robust explicit/multi-parametric model predictive control. *Automatica*, 49(2):381–389, 2013.
- [17] M. Kvasnica, B. Takács, J. Holaza, and S. Di Cairano. On region-free explicit model predictive control. In *2015 54th IEEE Conference on Decision and Control (CDC)*, pages 3669–3674. IEEE, 2015.
- [18] J. Löfberg. Yalmip : A toolbox for modeling and optimization in matlab. In *In Proceedings of the CACSD Conference*, Taipei, Taiwan, 2004.
- [19] J. Mattingley, Y. Wang, and S. Boyd. Code generation for receding horizon control. In *2010 IEEE International Symposium on Computer-Aided Control System Design*, pages 985–992. IEEE, 2010.
- [20] D. Mayne, M. Seron, and S. Rakovic. Robust model predictive control of constrained linear systems with bounded disturbances. *Automatica*, 41:219–224, 2005.
- [21] J. Oravec, Y. Jiang, B. Houska, and M. Kvasnica. Parallel explicit mpc for hardware with limited memory. In *In Proceedings of the 20th IFAC World Congress, Toulouse, France*, page 33563361, 2017.
- [22] S. Raković. Invention of prediction structures and categorization of robust MPC syntheses. *IFAC Proceedings Volumes*, 45(17):245–273, 2012.
- [23] S. Rakovic, E. C. Kerrigan, K. I. Kouramas, and D. Q. Mayne. Invariant approximations of the minimal robust positively invariant set. *IEEE Transactions on Automatic Control*, 50(3):406–410, March 2005.
- [24] S. Raković, B. Kouvaritakis, and M. Cannon. Equi-normalization and exact scaling dynamics in homothetic tube model predictive control. *Systems & Control Letters*, 62(2):209–217, 2013.
- [25] S. Raković, B. Kouvaritakis, R. Findeisen, and M. Cannon. Homothetic tube model predictive control. *Automatica*, 48(8):1631–1638, 2012.
- [26] S. Raković, W. Levine, and B. Açikmeşe. Elastic tube model predictive control. In *American Control Conference (ACC), 2016*, pages 3594–3599. IEEE, 2016.
- [27] J. B. Rawlings, D. Q. Mayne, and M. Diehl. *Model Predictive Control: Theory, Computation, and Design*. Nob Hill, 2nd edition edition, 2017.
- [28] P. O. Scokaert and D. Mayne. Min-max feedback model predictive control for constrained linear systems. *IEEE Transactions on Automatic control*, 43(8):1136–1142, 1998.
- [29] M. Villanueva, R. Quirynen, M. Diehl, B. Chachuat, and B. Houska. Robust MPC via minmax differential inequalities. *Automatica*, 77:311–321, 2017.
- [30] V. M. Zavala and L. T. Biegler. The advanced-step NMPC controller: Optimality, stability and robustness. *Automatica*, 45(1):86–93, 2009.
- [31] M. Zeilinger, D. Raimondo, A. Domahidi, M. Morari, and C. Jones. On real-time robust model predictive control. *Automatica*, 50(3):683–694, 2014.
- [32] M. N. Zeilinger, C. N. Jones, D. M. Raimondo, and M. Morari. Real-time MPC-stability through robust MPC design. In *Proceedings of the 48th IEEE Conference on Decision and Control (CDC) held jointly with 2009 28th Chinese Control Conference*, pages 3980–3986. IEEE, 2009.